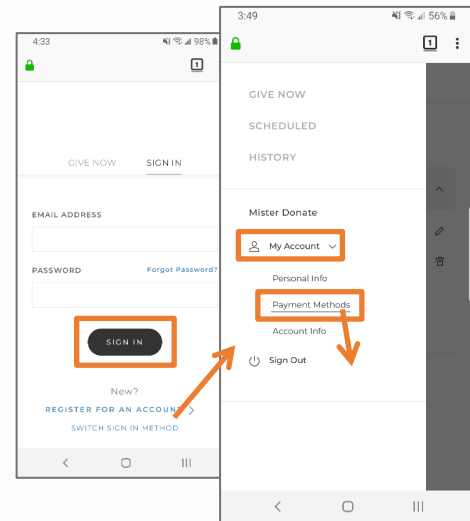
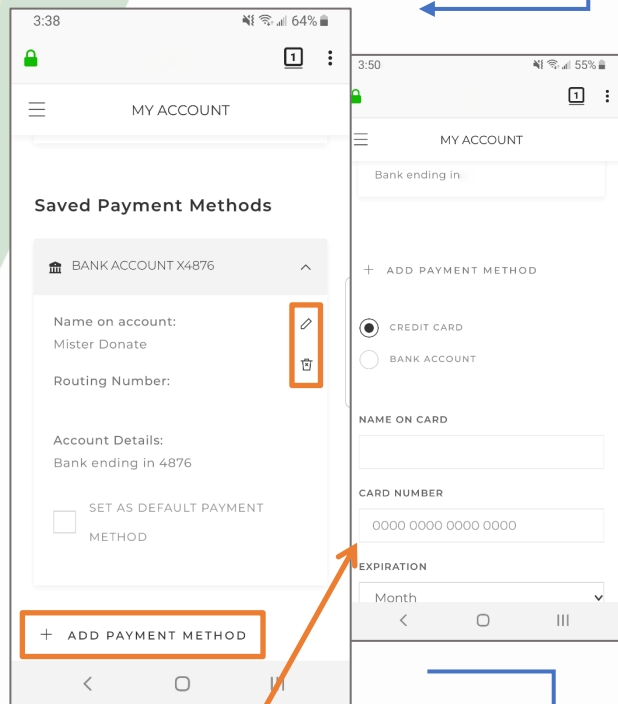


Adjust Mobile Recurring Payment Method




Payment methods expire or need to be changed. Follow these simple steps to update an existing payment method for donations.

1. Navigate to your Giving page at <http://hcoc.church/giving>. Select 'Sign In' to login to your account. Tap the **Menu icon** then **My Account**, then **Payment Methods** (right).



2. Expand the payment method which needs updated (left). Tap the **Pencil icon** to make updates. Use the **Trash icon** to remove old payment methods. Tap **+ Add Payment Method** to add a new option.

3. Update Scheduled Donations through the  menu icon. Tap the **'Scheduled'** link to review your recurring gift (right). Use the **pencil icon** to edit the payment method of the scheduled donation.

NOTE: To edit the **Amount, Frequency, or Fund**, delete the existing scheduled gift and add a new scheduled gift.

